

M905—PANEL CONDITIONING DEVICE WITH DISPLAY

Programmable Digital Display Meter

Multiple output options available

Casing mounted ABS in option

The M905 is an all-in-one digital meter, supplying the sensor with power and providing general purpose 4½ digit readout for sensors and transducers.

Standard features include a tare function, MAX/MIN value detection and storage, and a hold function. Optional relays and digital or analogue outputs can be added to provide control outputs.

The M905, is a programmable device which offers as standard many conditioning technologies:

- Strain gages sensor in Wheatstone bridge
- Potentiometers
- Process transducers $\pm 10V$ and 4-20mA
- Temperature probes PT100
- Thermocouples J, K, T

Through easy front panel or remote programming, the M905 adapts to a wide range of applications and works with most of TE Connectivity sensors. Additionally, it can be mounted in an ABS case.

FEATURES

- Suited for Process, strain gages, potentiometers and thermocouple sensors
- Display: -19999 to 19999
- Compact 96x48x60 mm Housing
- Front Panel Programming
- 11-point scaling
- Plug-in Option Boards

APPLICATIONS

- Instrumentation Laboratory
- Test stand
- Process monitoring
- Rack Mounts

PERFORMANCE SPECIFICATIONS (Typical values at 23±3°C)

CHARACTERISTICS

GENERAL

Dimensions (L x W x H)	96 x 48 x 60 mm [3.9 x 1.9 x 2.4 in]
Panel Cut out	92 x 45 mm [3.6 x 1.8 in]
Operating Temperature Range	-10° C to 60° C [14 to 140° F]
Storage Temperature	-25° C to 85° C [-13 to 185° F]
Relative Humidity	<95% at 40° C [104° F]
Weight	160 g [0.35 lb]
Mounting clips supplied	
Case Material	UL94 V-0 Polycarbonate
Front Panel Protection	IP65

ELECTRICAL

Operating power M905	85-265 Vac, 11-300 Vdc
Optional M905-M6	10.5-70 Vdc, 22-53 Vac
Consumption	5W w/o options, 8W max

DISPLAY

Main Display	5 Digits, programmable colors (red, green, amber), 14mm high digits
Front Panel LEDs	4 threshold indicators, 4 function indicators [Tare, Peak, Valley, Hold]
Update Rate	20/s

A/D CONVERSION

Resolution	±15bits
Read Rate	20/s

PROCESS/POTENTIOMETRIC SIGNAL CONDITIONING

Input	±10Vdc or ±20mA
Resolution	1µV
Input Impedance	1MΩ or 12.1Ω
Sensor Excitation	5, 10 Vdc or 24 Vdc

STRAIN GAUGE SIGNAL CONDITIONING

Input	±15mV, ±30mV, ±150mV
Resolution	1µV
Input Impedance	100MΩ
Sensor Excitation	10Vdc

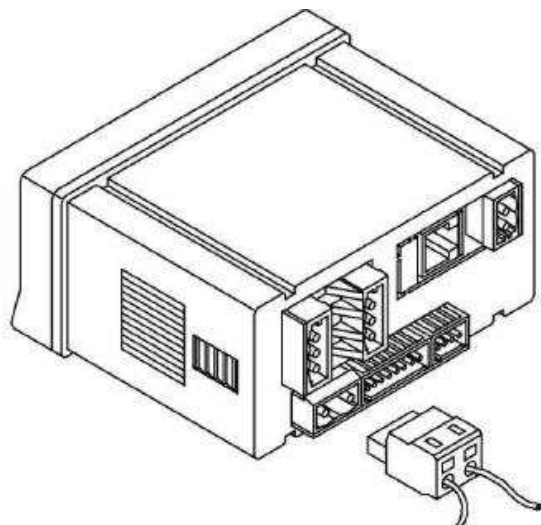
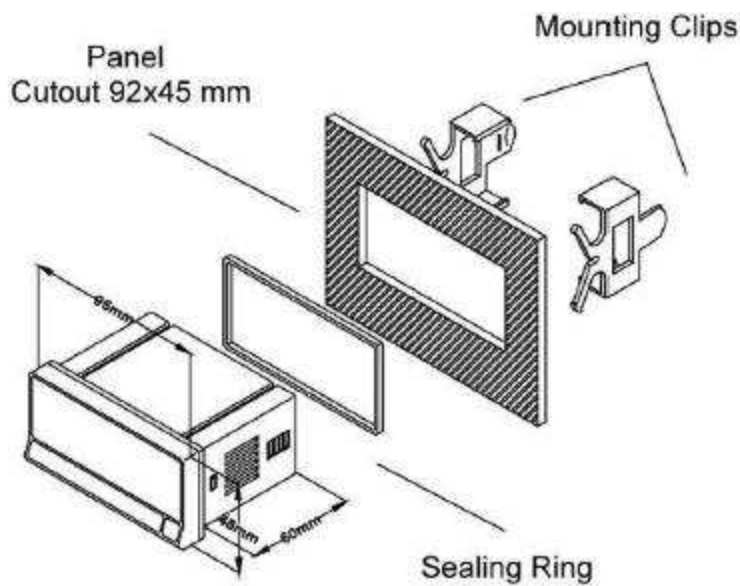
ACCURACY

Temperature Coefficient	100ppm/° C
Warm Up Time	10 minuets

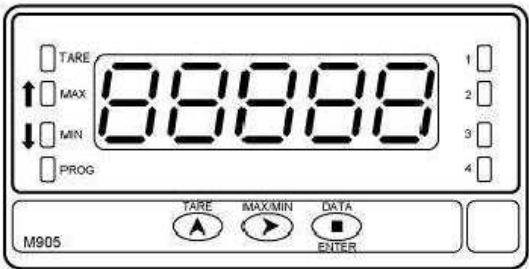
M905
PANEL CONDITIONING DEVICE WITH DISPLAY

STANDARD FEATURES	
Tare	Accomplished by operating front panel key or remote programming
Peak Max/Min	Detection and storage since last reset
Hold	Hold the current display value
Reset	Back to default TARE and PEAK values
PC-Configurable	Software supplied on request with options RS2 or RS4

DIMENSIONS & WIRING SCHEMATICS



FRONT VIEW



M905 PANEL CONDITIONING DEVICE WITH DISPLAY

OPTIONS

M6	: Low Voltage
NMV	: Voltage output 0-10Vdc
NMA	: Current output 4/20mA
2RE	: 2 Threshold relays SPDT
4RE	: 4 Threshold relays SPST
4OP	: 4 NPN setpoint outputs
4OPP	: 4 PNP setpoint outputs
RS2	: RS232 interface
RS4	: RS485 interface
ABS	: Casing including front panel with on/off switch
LN	: Low pass filter 30Hz-3db (Only with ABS option)

ORDERING INFORMATION

M905 M6 /ABS

			Other Options (RS2, RS4, ABS, ...)
			Power Supply (STD or M6)
			Model

ACCESSORIES SUPPLIED WITH DEVICE

EU Power Cord	ZELEACC001
---------------	------------

OPTIONAL ACCESSORIES

Cordon secteur UK	ZELEACC002
Cordon secteur US/CANADA	ZELEACC003

神州融安科技（北京）有限公司

电话：010-62127688、82057633

地址：北京市海淀区花园路2号牡丹科技楼B座
三层B308室

网址：www.ronganchina.cn

NORTH AMERICA

Measurement Specialties, Inc.,
a TE Connectivity Company
Tel: +1 800 522 6752
Email: customercare.frmt@te.com

EUROPE

Measurement Specialties (Europe), Ltd.,
a TE Connectivity Company
Phone: +31 73 624 6999
Email: customercare.lcsb@te.com

ASIA

Measurement Specialties (China), Ltd.,
a TE Connectivity Company
Phone +86 400 820 6015
Email: customercare.shzn@te.com

TE.com/sensorsolutions

Measurement Specialties, Inc., a TE Connectivity company.

Measurement Specialties, TE Connectivity, TE Connectivity (logo) and EVERY CONNECTION COUNTS are trademarks. All other logos, products and/or company names referred to herein might be trademarks of their respective owners.

The information given herein, including drawings, illustrations and schematics which are intended for illustration purposes only, is believed to be reliable. However, TE Connectivity makes no warranties as to its accuracy or completeness and disclaims any liability in connection with its use. TE Connectivity's obligations shall only be as set forth in TE Connectivity's Standard Terms and Conditions of Sale for this product and in no case will TE Connectivity be liable for any incidental, indirect or consequential damages arising out of the sale, resale, use or misuse of the product. Users of TE Connectivity products should make their own evaluation to determine the suitability of each such product for the specific application.

© 2015 TE Connectivity Ltd. family of companies All Rights Reserved.