

HM1500LF

Relative Humidity Module

Specifications

- Small size product
- Product free from Lead, Cr(6+), Cd and Hg
- Humidity calibrated within +/-2% @55%RH
- Typical 1 to 3.6 Volt DC output for 0 to 100% RH at 5Vdc supply
- Ratiometric to voltage supply from 4.75Vdc to 5Vdc
- Patented solid polymer structure

Based on the rugged HS1101LF capacitive humidity sensor, HM1500LF is a dedicated humidity transducer designed for OEM applications where a reliable and accurate measurement is needed. Direct interface with a micro-controller is made possible with the module's linear voltage output

Features

- Full interchangeability
- High reliability and long term stability
- Not affected by water immersion
- Very low temperature dependence
- Suitable for 3 to 10 Vdc supply voltage

Humidity Sensor Specific features

Instantaneous de-saturation after long periods in saturation phase

Fast response time

Part could be washed with distilled water

(1) *Soldering temperature profiles available on request / contact us at humidity.application@te.com*

Applications

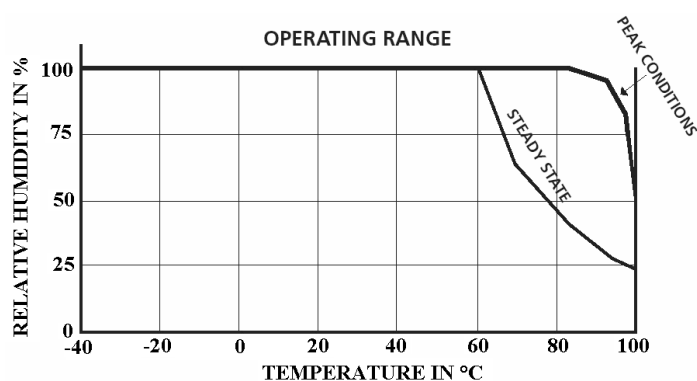
- Industrial
- Process control



Performance Specs

MAXIMUM RATINGS

Ratings	Symbol	Value	Unit
Storage Temperature	Tstg	-30 to 70	°C
Storage Humidity	RHstg	0 to 100	% RH
Supply Voltage (Peak)	Vs	10	Vdc
Humidity Operating Range	RH	0 to 100	% RH
Temperature Operating Range	Ta	-40 to 60	°C



Electrical Characteristics

(Ta=23°C, Vs=5Vdc +/-5%, RL>1MΩ unless otherwise stated)

Humidity Characteristics	Symbol	Min	Typ	Max	Unit
Humidity Measuring Range	RH	0		100	%RH
Relative Humidity Accuracy (10 to 95% RH)	RH		+/-3	+/-5	%RH
Supply Voltage (regulated at 5Vdc*)	Vs		5		Vdc
Nominal Output @55%RH (at 5Vdc)	Vout	2.42	2.48	2.54	V
Current consumption	Ic		1.4	2	mA
Temperature Coefficient (10 to 50°C)	Tcc		- 0.05	-0.1	%RH/°C
Average Sensitivity from 33% to 75%RH	$\Delta V_{out}/\Delta RH$		+26		mV/%RH
Sink Current Capability (RL=33kΩ)	Is			150	μA
Humidity Hysteresis				+/-1	%RH
Time Constant (at 63% of signal, static) 33% to 75%RH	τ			10	s
Warm up time (electronic)	tw		150		ms
Humidity resolution			0.4		%RH
Output Impedance	Z		70		Ω

*Maximum power supply ramp up time to Vcc should be less than 4ms.

Typical Performance Curves

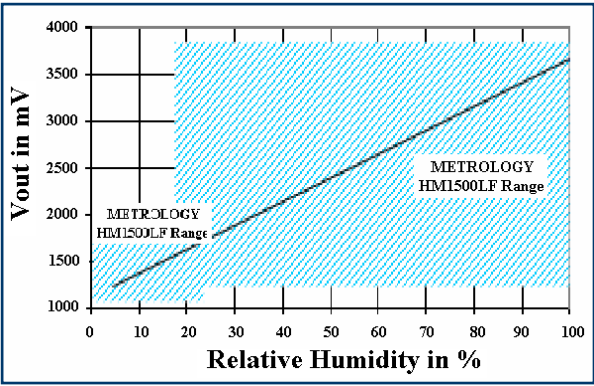
HUMIDITY SENSOR

- Measurement conditions**

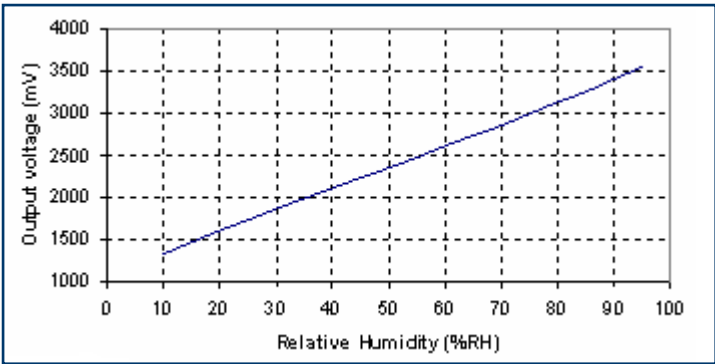
HM1500LF is specified for accurate measurements within 10 to 95% RH.

Excursion out of this range (<10% or >95% RH, including condensation) does not affect the reliability of HM1500LF characteristics.

Dedicated HM15XX products are available for extreme RH conditions (as HM1520 for low dewpoints). Consult MEAS-FRANCE for further information.



- Modeled Signal Output**



RH (%)	Vout (mV)	RH (%)	Vout (mV)
10	1325	55	2480
15	1465	60	2605
20	1600	65	2730
25	1735	70	2860
30	1860	75	2990
35	1990	80	3125
40	2110	85	3260
45	2235	90	3405
50	2360	95	3555

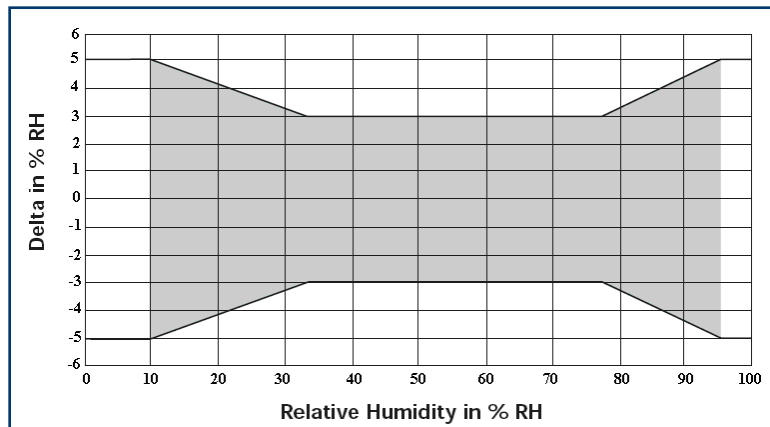
LINEAR EQUATIONS:

- $V_{out} = 25.68RH + 1079$
 - $RH = 0.03892 V_{out} - 42.017$
- (With V_{out} in mV and RH in %)

POLYNOMIAL EQUATIONS:

- $V_{out} = 9E^{-4} RH^3 - 1.3E^{-1} RH^2 + 30.815 RH + 1030$
 - $RH = -1,91E^{-9} V_{out}^3 + 1,33E^{-5} V_{out}^2 + 9,56E^{-3} V_{out} - 2,16E^{+1}$
- (With V_{out} in mV and RH in %)

- Error Budget at 23°C



TEMPERATURE COMPENSATION:

$$RH_{compensated} = RH_{actualatT} + (T - 23) \times 0.05$$

(With T : Temperature in °C and RH: Relative Humidity in %)

Qualification Process

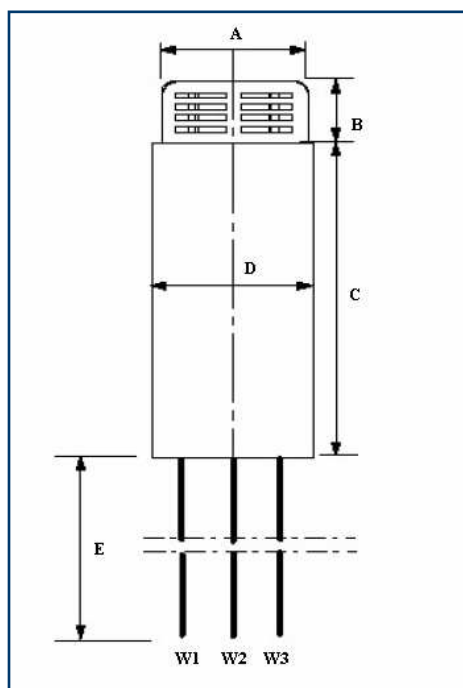
RESISTANCE TO PHYSICAL AND CHEMICAL STRESSES

- HM1500LF has passed through qualification processes of MEAS-FRANCE including vibration, shock, storage, high temperature and humidity, ESD.
- Additional tests under harsh chemical conditions demonstrate good operation in presence of salt atmosphere, SO₂ (0.5%, H₂S (0.5%), O₃, NO_x, NO, CO, CO₂, Softener, Soap, Toluene, acids (H₂SO₄, HNO₃, HCl), HMDS, Insecticide, Cigarette smoke, this is not an exhaustive list.
- HM1500LF is not light sensitive.

SPECIFIC PRECAUTIONS

- HM1500LF is protected against reversed polarity.
- If you wish to use HM1500LF in a chemical atmosphere not listed above, consult us.

Package Outline



Dim	Min (mm)	Max (mm)
A	9.75	10.25
B	4.00	4.50
C	53	55
D	10.9	11.4
E*	200	250

* Specific lenght available on request

Wire	Color	Function
W1	White	Ground
W2	Blue	Supply Voltage
W3	Yellow	Humidity Output Voltage

Ordering Information

HPP805A031 (MULTIPLE PACKAGE QUANTITY OF 10 PIECES)
HM1500LF – HUMIDITY ANALOG VOLTAGE OUTPUT

神州融安科技（北京）有限公司

电话：010-62127688、82057633

地址：北京市海淀区花园路2号牡丹科技楼B座三层B308室

网址：www.ronganchina.cn

NORTH AMERICA

Measurement Specialties, Inc.,
a TE Connectivity Company
Phone: +1-800-522-6752
customercare.hmpf@te.com

EUROPE

MEAS France(Europe)
a TE Connectivity Company
Phone: +31 73 624 6999
customercare.dtmf@te.com

ASIA

Measurement Specialties (China), Ltd.,
a TE Connectivity Company
Phone: +86-400-820-6015
customercare.shzn@te.com

TE.com/sensorsolutions

Measurement Specialties, Inc., a TE Connectivity company.

Measurement Specialties (MEAS), American Sensor Technologies (AST), TE Connectivity, TE Connectivity (logo) and EVERY CONNECTION COUNTS are trademarks. All other logos, products and/or company names referred to herein might be trademarks of their respective owners.

The information given herein, including drawings, illustrations and schematics which are intended for illustration purposes only, is believed to be reliable. However, TE Connectivity makes no warranties as to its accuracy or completeness and disclaims any liability in connection with its use. TE Connectivity's obligations shall only be as set forth in TE Connectivity's Standard Terms and Conditions of Sale for this product and in no case will TE Connectivity be liable for any incidental, indirect or consequential damages arising out of the sale, resale, use or misuse of the product. Users of TE Connectivity products should make their own evaluation to determine the suitability of each such product for the specific application.

© 2017 TE Connectivity Ltd. family of companies All Rights Reserved.