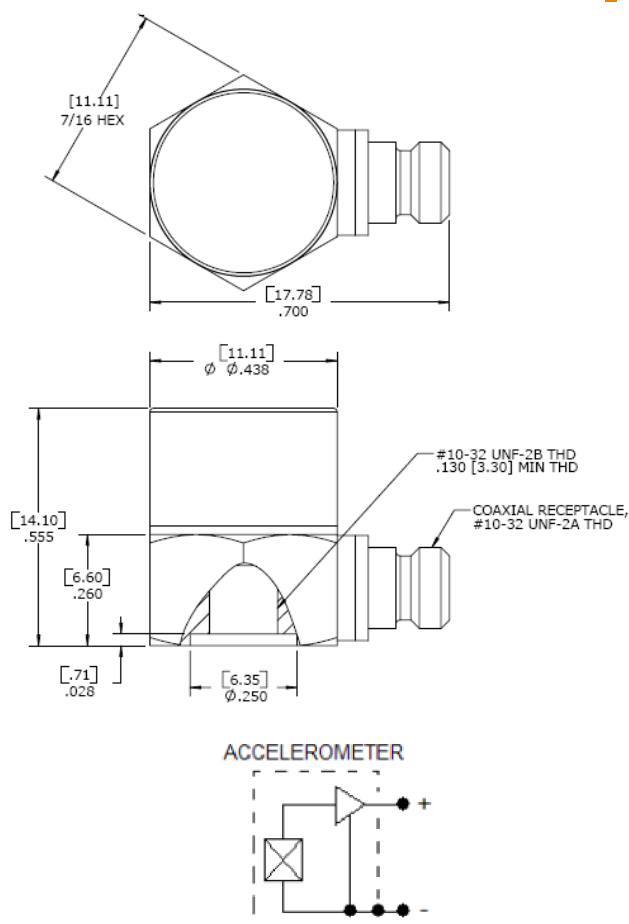




DIMENSIONS



MODEL 7104A ACCELEROMETER

SPECIFICATIONS

- ◆ **IEPE Accelerometer**
- ◆ **Wide Bandwidth to >10kHz**
- ◆ **10-32 Side Connector**
- ◆ **Stud Mount, Hermetic**

The **Model 7104A** is a high performance IEPE accelerometer available in $\pm 50g$ to $\pm 1000g$ dynamic ranges. The stud mounted accelerometer features a welded hermetic construction with a side mount connector. The model 7104A incorporates stable piezo-ceramic crystals in annular shear mode which provide a flat frequency response up to >10kHz. The standard operating temperature range extends from -55°C to $+125^{\circ}\text{C}$.

FEATURES

- ◆ $\pm 50g$ to $\pm 1000g$ Dynamic Range
- ◆ Wide bandwidth up to >10kHz
- ◆ Welded Construction
- ◆ Hermetically Sealed
- ◆ Annular Shear Mode
- ◆ Stable Temperature Response
- ◆ TEDS Option

APPLICATIONS

- ◆ Vibration & Shock Monitoring
- ◆ Laboratory Testing
- ◆ Modal Applications
- ◆ High Frequency Applications
- ◆ General Purpose Usage

PERFORMANCE SPECIFICATIONS

All values are typical at +24°C, 80Hz and 4mA excitation unless otherwise stated. Measurement Specialties reserves the right to update and change these specifications without notice.

Parameters

DYNAMIC

	±50	±100	±500	±1000	Notes
Range (g)	±50	±100	±500	±1000	
Sensitivity (mV/g)	100	50	10	5	±10%
Frequency Response (Hz)	0.5-6000	0.5-6000	0.5-8000	0.5-8000	±5%
Frequency Response (Hz)	0.3-10000	0.3-10000	0.3-10000	0.3-10000	±1dB
Natural Frequency (Hz)	>50000	>50000	>50000	>50000	
Non-Linearity (%FSO)	±1	±1	±1	±1	
Transverse Sensitivity (%)	<5	<5	<5	<5	
Shock Limit (g)	5000	5000	5000	5000	

ELECTRICAL

Compliance Voltage (Vdc)	18 to 30	18 to 30	18 to 30	18 to 30	
Excitation Current (mA) ¹	2 to 10	2 to 10	2 to 10	2 to 10	See Note 1
Bias Voltage (Vdc)	8 to 12	8 to 12	8 to 12	8 to 12	Room Temperature
Bias Voltage (Vdc)	6 to 13	6 to 13	6 to 13	6 to 13	-55 to +125°C
Output Impedance (Ω)	<100	<100	<100	<100	
Full Scale Output Voltage (V)	±5	±5	±5	±5	
Residual Noise (g RMS)	0.0004	0.0005	0.0008	0.0014	Broadband 1Hz to 10kHz
Discharge Time Constant (sec)	0.8 to 1.2				
Grounding	Case Grounded				

ENVIRONMENTAL

Temperature Response (%)	See Typical Temperature Response Curve
Operating Temperature (°C)	-55 to +125
Storage Temperature (°C)	-55 to +125
Humidity	Hermetically Sealed

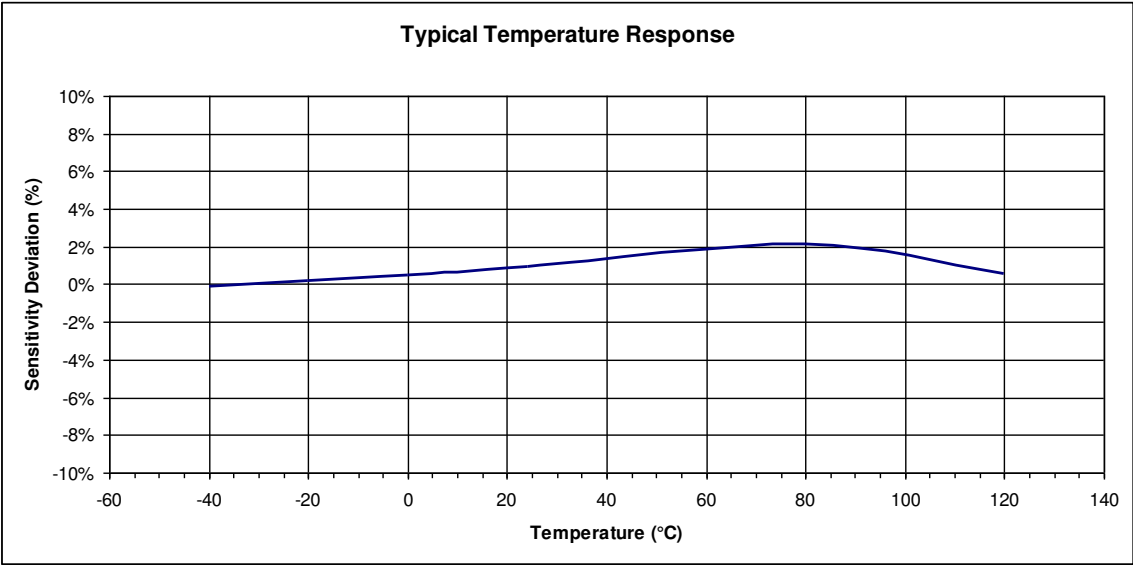
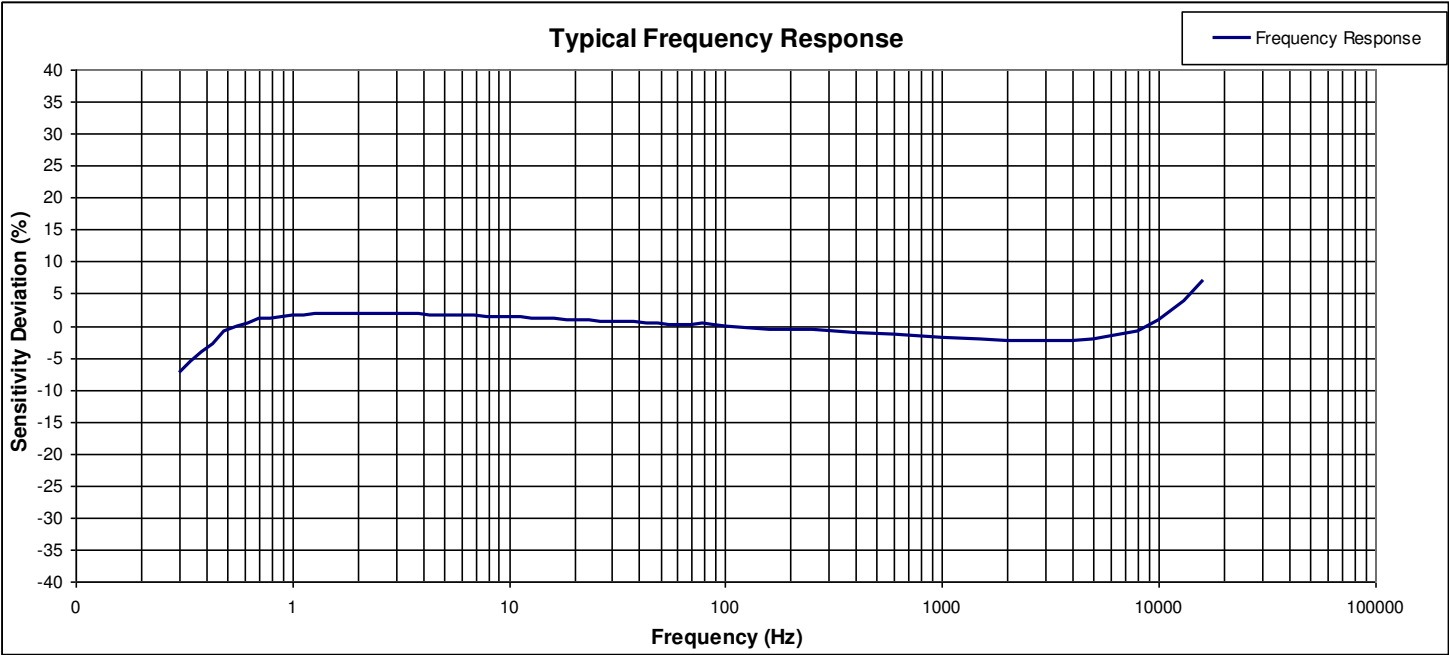
PHYSICAL

Sensing Element	Ceramic (shear mode)
Case Material	Stainless Steel
Electrical Connector	10-32 Coaxial Receptacle
Weight (grams)	8.6
Mounting	#10-32 to #10-32 Mounting Stud (included)
Mounting Torque	18 lb-in (2.0 N-m)

¹ Maximum 4mA at +125°C

Calibration supplied:	CS-FREQ-0100	NIST Traceable Amplitude Calibration from 20Hz to ±1dB Frequency Response Limit
Supplied accessories:	AC-D02298	10-32 to 10-32 mounting stud
Optional accessories:	310-XXX	Cable Assembly, 10-32 to 10-32 (XXX designates length in inches, 10ft standard)
	314-XXX	Cable Assembly, 10-32 to BNC (XXX designates length in inches, 10ft standard)
	AC-A03470	Adhesive Mounting Adaptor
	AC-A03471	Magnetic Mounting Adaptor
	AC-A03500	Isolated Mounting Adaptor (#10-32 to M5x0.8 thread)
	161A	4-Channel PE & IEPE Signal Conditioner, Bench Top

The information in this sheet has been carefully reviewed and is believed to be accurate; however, no responsibility is assumed for inaccuracies. Furthermore, this information does not convey to the purchaser of such devices any license under the patent rights to the manufacturer. Measurement Specialties, Inc. reserves the right to make changes without further notice to any product herein. Measurement Specialties, Inc. makes no warranty, representation or guarantee regarding the suitability of its product for any particular purpose, nor does Measurement Specialties, Inc. assume any liability arising out of the application or use of any product or circuit and specifically disclaims any and all liability, including without limitation consequential or incidental damages. Typical parameters can and do vary in different applications. All operating parameters must be validated for each customer application by customer's technical experts. Measurement Specialties, Inc. does not convey any license under its patent rights nor the rights of others.



ORDERING INFORMATION

PART NUMBERING Model Number+Range

7104AT-GGGG

I I Range (0050 is 50g)

I TEDS compliant to IEEE 1451.4 when 'T' option is included

Example: 7104A-0050

Model 7104A, 50g

神州融安科技（北京）有限公司

电话：010-62127688、82057633

地址：北京市海淀区花园路2号牡丹科技楼B座三层B308室

网址：www.ronganchi na. cn

NORTH AMERICA

Measurement Specialties, Inc.,
a TE Connectivity Company
Tel: 800-522-6752
Email: customercare.hmpt@te.com

EUROPE

MEAS France SAS
a TE Connectivity Company
Tel: 800-440-5100
Email: customercare.lcsb@te.com

ASIA

Measurement Specialties (China), Ltd.,
a TE Connectivity Company
Tel: 0400-820-6015
Email: customercare.shzn@te.com

TE.com/sensorsolutions

Measurement Specialties, Inc., a TE Connectivity company.

Measurement Specialties, TE Connectivity, TE Connectivity (logo) and EVERY CONNECTION COUNTS are trademarks. All other logos, products and/or company names referred to herein might be trademarks of their respective owners.

The information given herein, including drawings, illustrations and schematics which are intended for illustration purposes only, is believed to be reliable. However, TE Connectivity makes no warranties as to its accuracy or completeness and disclaims any liability in connection with its use. TE Connectivity's obligations shall only be as set forth in TE Connectivity's Standard Terms and Conditions of Sale for this product and in no case will TE Connectivity be liable for any incidental, indirect or consequential damages arising out of the sale, resale, use or misuse of the product. Users of TE Connectivity products should make their own evaluation to determine the suitability of each such product for the specific application.

© 2015 TE Connectivity Ltd. family of companies All Rights Reserved.