



## MODEL 52 CRASH TEST ACCELEROMETER

### Specifications

- Advanced Piezoresistive MEMS Sensor
- Small Form Factor for Side Impact Crash Testing
- Compliant to SAE J211/J2570
- $\pm 50g$  to  $\pm 2000g$  Dynamic Range
- Light Weight, Adhesive Mounting
- Door Panel Mounting

### Features

- Standard  $<3\%$  Transverse Sensitivity
- Wide bandwidth to  $>7kHz$
- Linearity  $<1\%$
- 5000g Shock Protection
- 2-10Vdc Excitation Voltage
- Optimum Gas Damping
- Triaxial Mounting Block Option

### Applications

- Automotive Crash Testing
- Side Impact Testing
- Shock and Impact Testing
- Transient Drop Testing
- Biomedical Studies

The TE Connectivity model 52 accelerometers are designed for size constrained installations where miniature form factor is critical such as side impact crash test installations. The accelerometers feature a full  $4000\Omega$  bridge output configuration with ideal gas damping tailored for outstanding shock survivability and superior long-term stability compared to half bridge designs with impedance mismatch.

The model 52 crash test accelerometer is offered in ranges from  $\pm 50$  to  $\pm 2000g$  and is designed for adhesive mounting. For a screw mounting option, TE Connectivity also offers customers the model 52F flange mount accelerometer. For triaxial configurations the model 53 and 53A are recommended options.

The crash test accelerometer has a standard operating temperature range of  $-40^{\circ}C$  to  $+121^{\circ}C$  and includes four individual leads for maximum flexibility and minimum bend radius. An optional triaxial mounting block is also offered for multi-axis measurement test applications.

[CLICK HERE ›](#)  
**CONNECT WITH A SPECIALIST**

## MODEL 52 ACCELEROMETER

### Performance Specifications

All values are typical at +24°C, 80Hz and 10Vdc excitation unless otherwise stated. TE Connectivity reserves the right to update and change these specifications without notice.

#### PARAMETERS

DYNAMIC					NOTES
Range (g)	±50	±200	±500	±2000	
Sensitivity (mV/g) <sup>1</sup>	1.2-3.0	0.6-1.2	0.3-0.6	0.12-0.3	@10Vdc Excitation
Frequency Response (Hz)	0-1000	0-1400	0-2000	0-5000	±5%
	0-1400	0-1900	0-2800	0-7000	±1dB
Natural Frequency (Hz)	4000	8000	15000	26000	
Transverse Sensitivity (%)	<3	<3	<3	<3	
Non-Linearity (%FSO)	±1	±1	±1	±1	
Damping Ratio	0.5	0.5	0.3	0.15	
Shock Limit (g)	5000	5000	5000	5000	

#### ELECTRICAL

Zero Acceleration Output (mV)	<±50	Differential
Excitation Voltage (Vdc)	2 to 10	
Input Resistance (Ω)	3500-4500	
Output Resistance (Ω)	3500-4500	
Insulation Resistance (MΩ)	>100	@100Vdc
Residual Noise (µV RMS)	<10	
Ground Isolation	Isolated from mounting surface	
Warm-up Time	<10 seconds	@10Vdc Excitation

#### ENVIRONMENTAL

Thermal Zero Shift (%FSO/°C)	±0.04	From 0 to +50°C
Thermal Sensitivity Shift (%/°C)	-0.20 ±0.05	From 0 to +50°C
Operating Temperature	-40 to +121°C (-40 to +250°F)	
Storage Temperature	-40 to +121°C (-40 to +250°F)	
Humidity	Epoxy Sealed, IP61	

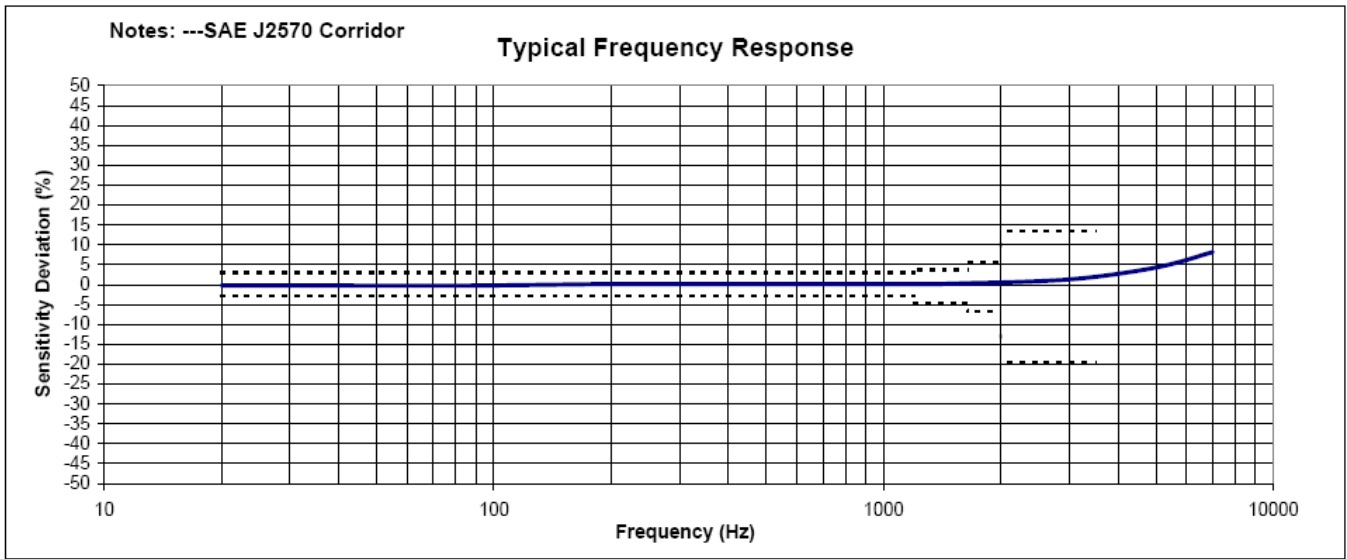
#### PHYSICAL

Material	Ceramic Mounting Base, Anodized Aluminum Cover	
Cable	4x #32 AWG Leads, PFA Insulated	
Weight (grams)	0.5	Cable not included
Mounting	Adhesive	

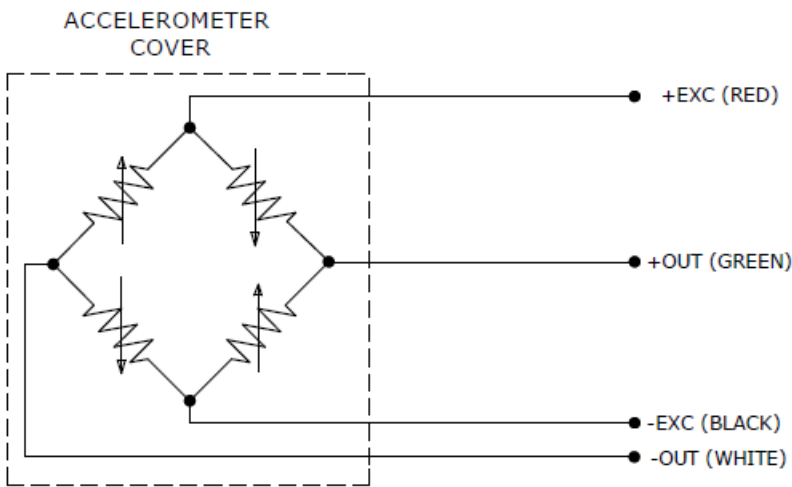
<sup>1</sup> Output is ratiometric to excitation voltage

**Calibration supplied:** CS-FREQ-0100      NIST Traceable Amplitude Calibration from 20Hz to ±5% Frequency Limit  
**Optional accessories:** 121      3-Channel Precision Low Noise DC Amplifier

Typical Frequency Response

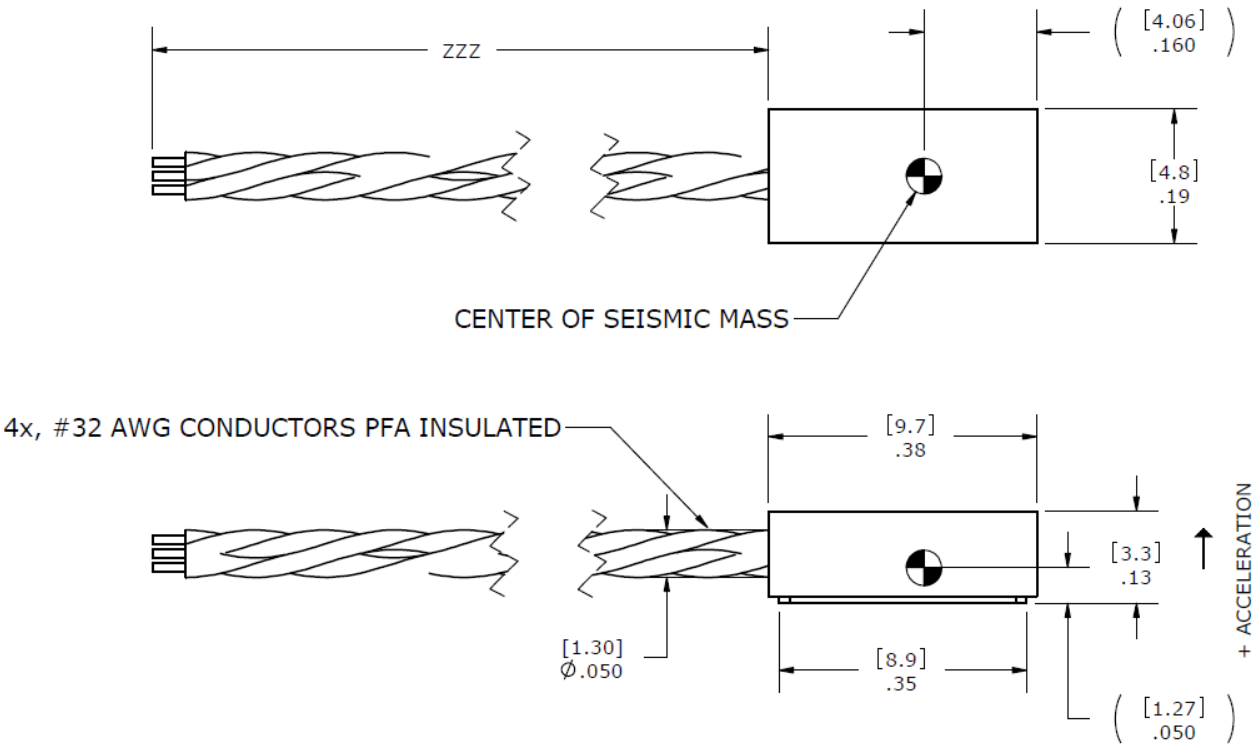


Schematic

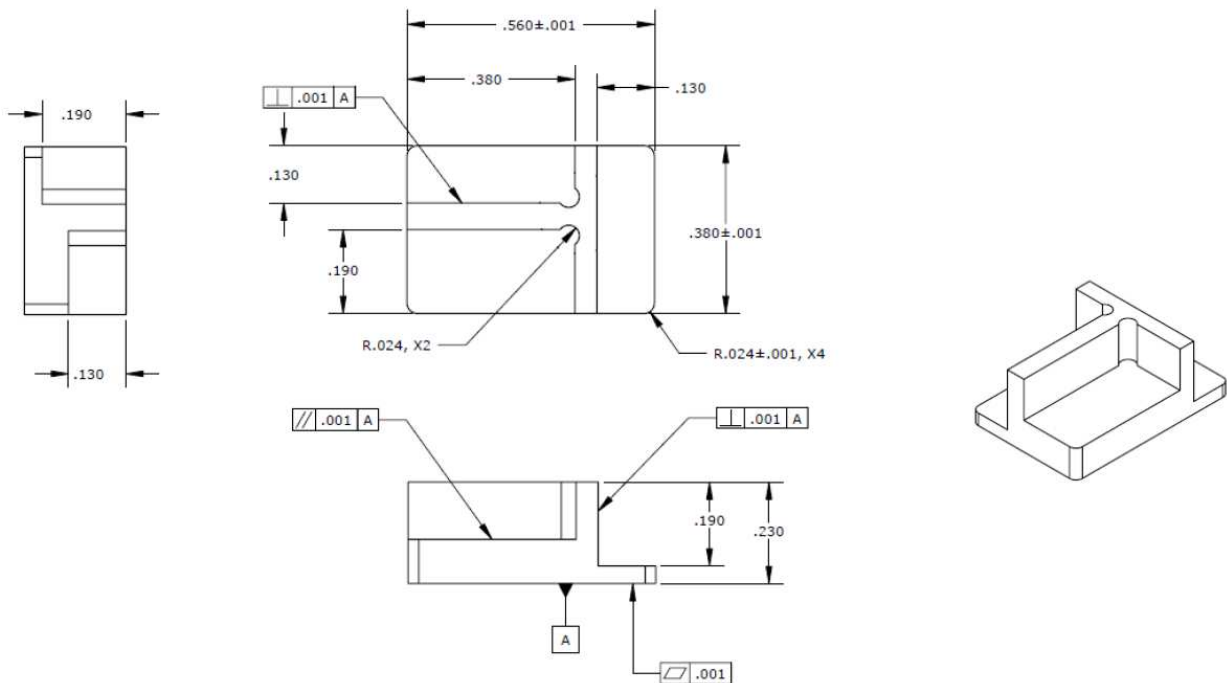


MODEL 52 ACCELEROMETER

Dimensions



Triaxial Mounting Block



### Ordering Information

<b>52</b>	<b>GGGG</b>	<b>ZZZ</b>	<b>T</b>	<b>XX</b>
<b>Range</b> 0050 = 50g 0200 = 200g 0500 = 500g 2000 = 2000g				
<b>Cable length</b> 360 = 360 inches, 30 feet				
<b>Transverse Sensitivity Option</b> Blank = <3%				
<b>Calibration Voltage Option</b> Blank = 10Vdc 01 = 5Vdc 05 = 2Vdc				

Example; 52-2000-360  
Model 52, 2000g range, 360inch (30ft) cable length

Example; 52-0500-360-01  
Model 52, 500g range, 360inch (30ft) cable length, 5Vdc Calibration Voltage

### 神州融安科技（北京）有限公司

CLICK HERE >  
**CONNECT WITH A SPECIALIST**

电话：010-62127688、82057633  
地址：北京市海淀区花园路2号牡丹科技楼B座三层B308室  
网址：www.ronganchi na. cn

#### NORTH AMERICA

Measurement Specialties, Inc.,  
a TE Connectivity Company  
Tel: 800-522-6752  
[customercare.hmpt@te.com](mailto:customercare.hmpt@te.com)

#### EUROPE

MEAS France SAS  
a TE Connectivity Company  
Tel: +31 73 624 6999  
[customercare.lcsb@te.com](mailto:customercare.lcsb@te.com)

#### ASIA

Measurement Specialties (China), Ltd.,  
a TE Connectivity Company  
Tel: 0400-820-6015  
[customercare.shzn@te.com](mailto:customercare.shzn@te.com)

### te.com

TE Connectivity, TE, TE Connectivity (logo) and Every Connection Counts are trademarks. All other logos, products and/or company names referred to herein might be trademarks of their respective owners

The information given herein, including drawings, illustrations and schematics which are intended for illustration purposes only, is believed to be reliable. However, TE Connectivity makes no warranties as to its accuracy or completeness and disclaims any liability in connection with its use. TE Connectivity's obligations shall only be as set forth in TE Connectivity's Standard Terms and Conditions of Sale for this product and in no case will TE Connectivity be liable for any incidental, indirect or consequential damages arising out of the sale, resale, use or misuse of the product. Users of TE Connectivity products should make their own evaluation to determine the suitability of each such product for the specific application.

© 2019 TE Connectivity Corporation. All Rights Reserved.

Version # 10/2020

